



Logistics Pointe
DISTRIBUTION CENTER



LOGISTICS POINTE BUILDING #4 - RAIL SERVED

1695 **WATKINS ROAD**
COLUMBUS, OHIO

232,084 SF AVAILABLE
www.growincolumbus.com


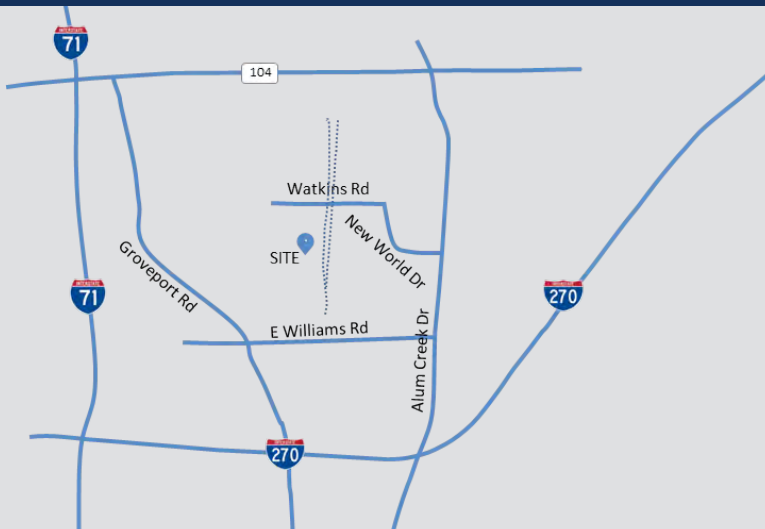
GROW WITH LOGISTICS PONTE

INTRO

Logistics Pointe is a 1.1 million square foot, seven building industrial center located on the southeast side of Columbus, Ohio. It is located adjacent to the Norfolk Southern Discovery intermodal yard, and Rickenbacker air cargo airport. All buildings in Logistics Pointe were renovated, and available unit sizes range from 10,000 square feet to 518,000 square feet. Columbus is an ideal distribution location.

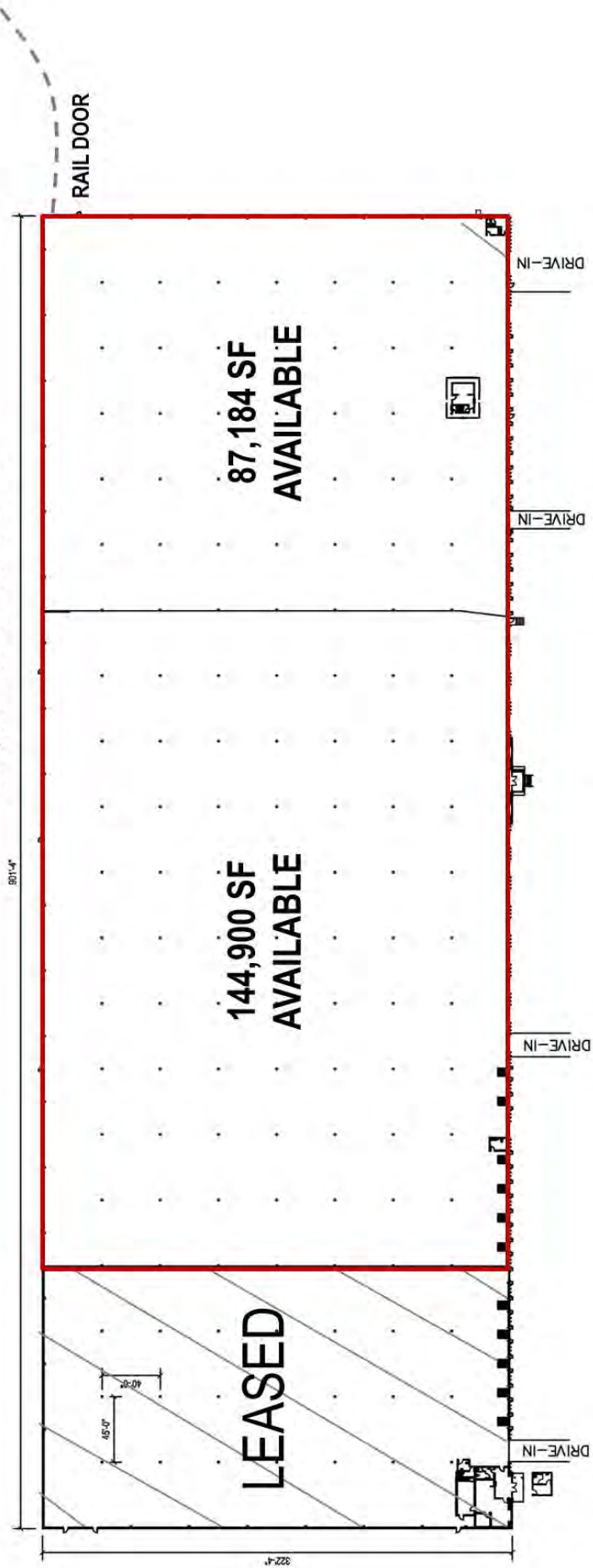
BUILDING HIGHLIGHTS

Building Type:	Front load
Total SF:	289,924 SF
Available:	232,084 SF
Ceiling Height:	21' 3" - 22' 9"
Column Spacing:	45'w X 40'd
Loading:	25 docks (8' x 10'), 3 drive-ins (12' x 12'), 1 rail door
Power:	277 / 480 volt
Lighting:	Suspended fluorescent stripe lights
Sprinkler:	Wet



FLOORPLAN

**TOTAL
232,084 SF AVAILABLE**





Disclaimer: Although information has been obtained from sources deemed reliable, Owner, Jones Lang LaSalle, and/or their representatives, brokers or agents make no guarantees as to the accuracy of the information contained herein, and offer the Property without express or implied warranties of any kind. The Property may be withdrawn without notice. ©2015. Jones Lang LaSalle. All rights reserved.



FOR MORE INFORMATION, PLEASE CONTACT:

Dan Wendorf
Executive Vice President
+1 614 460 4407
dan.wendorf@am.jll.com

Steve Kuhr
Executive Vice President
+1 614 460 4409
steve.kuhr@am.jll.com

www.growincolumbus.com

65 E STATE STREET, SUITE 550 • COLUMBUS, OHIO 43215